

## About The Fund

Date of Inception: 16-Dec-09

**OBJECTIVE:** To optimize the participation in an actively managed well-diversified equity portfolio of fundamentally strong blue chip companies which using debt instruments and derivatives to ensure capital protection after five years. The use of derivatives will be for hedging purposes only and as approved by the IRDA.

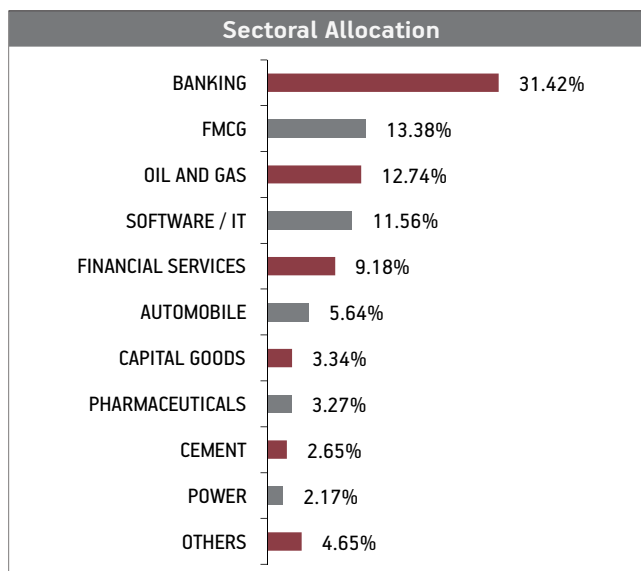
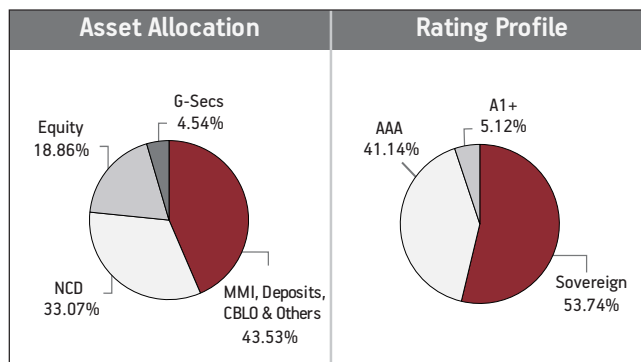
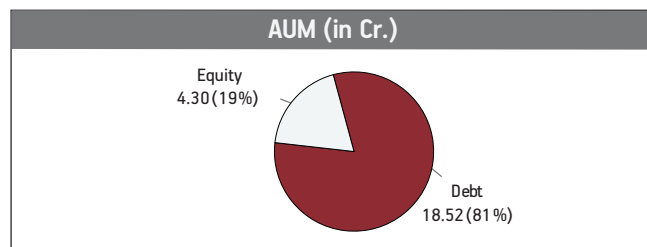
**STRATEGY:** To dynamically manage the allocation between equities and fixed income instruments, while using derivatives when necessary and for hedging purposes only. The equity investment strategy will revolve around building and actively managing a well-diversified equity portfolio of value & growth driven fundamentally strong blue-chip companies by following a research-focused investment approach. On the fixed income side, investments will be made in government securities, high rated corporate bonds and money market instruments.

NAV as on 31st January 2019: ₹ 20.7028

Asset held as on 31st January 2019: ₹ 22.82 Cr

FUND MANAGER: Mr. Deven Sangoi (Equity), Ms. Richa Sharma (Debt)

SECURITIES	Holding
<b>GOVERNMENT SECURITIES</b>	<b>4.54%</b>
7.80% GOI (MD 03/05/2020)	4.54%
<b>CORPORATE DEBT</b>	<b>33.07%</b>
9.25% Power Grid Corporation NCD (MD 26/12/2019)	8.85%
8.50% Nuclear Power Corpn NCD (MD 16/11/2019)	8.80%
8.70% Power Finance Corpn Ltd NCD (MD 15/01/2020)	4.85%
9.40% HDFC Ltd NCD (MD 26/08/2019) Put 26/08/2016 Series M-	4.41%
8.76% Power Finance Corpn. Ltd. NCD (MD 07/11/2019)	3.96%
8.37% NABARD NCD (MD 22/06/2020) 16C	2.20%
<b>EQUITY</b>	<b>18.86%</b>
Reliance Industries Limited	1.86%
HDFC Bank Limited	1.75%
ICICI Bank Limited	1.64%
Housing Development Finance Corporation	1.46%
ITC Limited	1.25%
Infosys Limited	1.16%
Tata Consultancy Services Limited	1.02%
State Bank of India	0.79%
Hindustan Unilever Limited	0.65%
Larsen & Toubro Limited	0.63%
Other Equity	6.64%
<b>MMI, Deposits, CBLO &amp; Others</b>	<b>43.53%</b>



Maturity (in years) 0.46

Yield to Maturity 7.15%

Modified Duration 0.39

## Maturity Profile

100.00%

Less than 2 years

## Fund Update:

Exposure to equities has decreased to 18.86% from 19.39% and MMI has decreased to 43.53% from 52.04% on a MOM basis.

Titanium I fund continues to be predominantly invested in large cap stocks and highest rated fixed income instruments.

Refer annexure for complete portfolio details.