

About The Fund

Date of Inception: 16-Dec-09

**OBJECTIVE:** To optimize the participation in an actively managed well-diversified equity portfolio of fundamentally strong blue chip companies which using debt instruments and derivatives to ensure capital protection after five years. The use of derivatives will be for hedging purposes only and as approved by the IRDA.

**STRATEGY:** To dynamically manage the allocation between equities and fixed income instruments, while using derivatives when necessary and for hedging purposes only. The equity investment strategy will revolve around building and actively managing a well-diversified equity portfolio of value & growth driven fundamentally strong blue-chip companies by following a research-focused investment approach. On the fixed income side, investments will be made in government securities, high rated corporate bonds and money market instruments.

NAV as on 31st December 2018: ₹ 20.6630

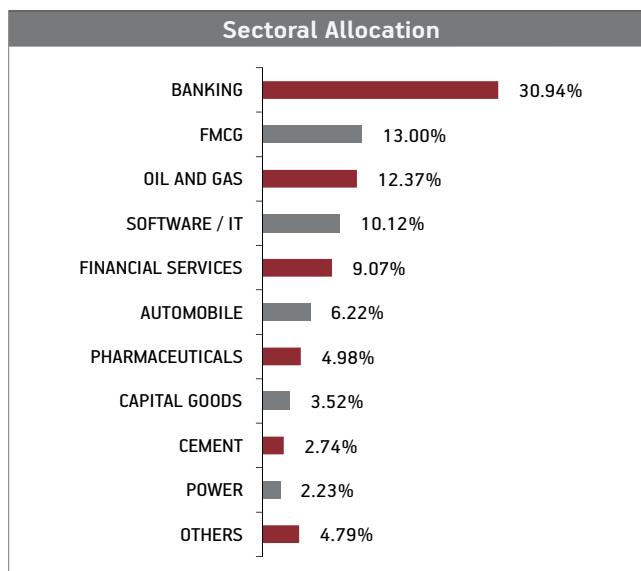
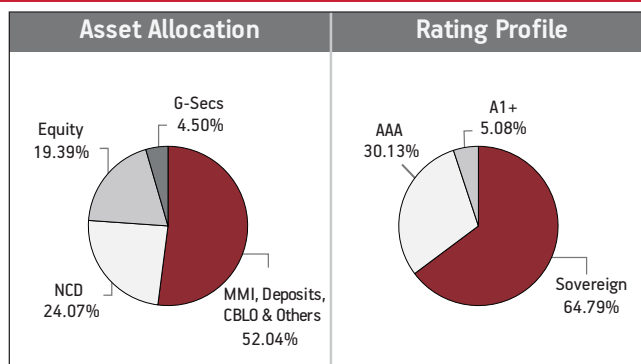
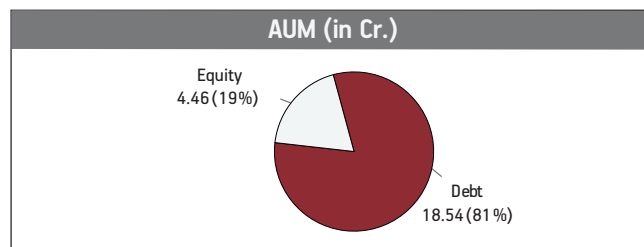
Asset held as on 31st December 2018: ₹ 23.00 Cr

FUND MANAGER: Mr. Deven Sangoi (Equity), Ms. Richa Sharma (Debt)

SECURITIES	Holding
<b>GOVERNMENT SECURITIES</b>	<b>4.50%</b>
7.80% GOI (MD 03/05/2020)	4.50%
<b>CORPORATE DEBT</b>	<b>24.07%</b>
9.25% Power Grid Corporation NCD (MD 26/12/2019)	8.78%
8.70% Power Finance Corpn Ltd NCD (MD 15/01/2020)	4.81%
9.40% HDFC Ltd NCD (MD 26/08/2019) Put 26/08/2016 Series M -	4.37%
8.76% Power Finance Corpn. Ltd. NCD (MD 07/11/2019)	3.93%
8.37% NABARD NCD (MD 22/06/2020) 16C	2.18%

EQUITY	19.39%
Reliance Industries Limited	1.82%
HDFC Bank Limited	1.77%
ICICI Bank Limited	1.61%
Housing Development Finance Corporation	1.48%
ITC Limited	1.25%
Infosys Limited	1.01%
Tata Consultancy Services Limited	0.95%
State Bank of India	0.79%
Larsen & Toubro Limited	0.68%
Hindustan Unilever Limited	0.67%
Other Equity	7.35%

MMI, Deposits, CBLO & Others	52.04%
------------------------------	--------



<b>Maturity (in years)</b>	<b>0.41</b>
<b>Yield to Maturity</b>	<b>6.94%</b>
<b>Modified Duration</b>	<b>0.33</b>
<b>Maturity Profile</b>	



**Fund Update:**

Exposure to equities has decreased to 19.39% from 37.57% and MMI has increased to 52.04% from 30.48% on a MOM basis.

Titanium I fund continues to be predominantly invested in large cap stocks and highest rated fixed income instruments.

Refer annexure for complete portfolio details.