

**About The Fund**

**Date of Inception: 15-Feb-10**

**OBJECTIVE:** To optimise the participation in an actively managed well-diversified equity portfolio of fundamentally strong blue chip companies while using debt instruments and derivatives to lock-in capital appreciations. The use of derivatives will be for hedging purposes only and as approved by the IRDA.

**STRATEGY:** To dynamically manage the allocation between equities and fixed income instruments, while using derivatives when necessary and for hedging purposes only. The equity investment strategy will revolve around building and actively managing a well-diversified equity portfolio of value & growth driven fundamentally strong blue chip companies by following a research-focused investment approach. On the fixed income side, investments will be made in government securities, high rated corporate bonds and money market instruments.

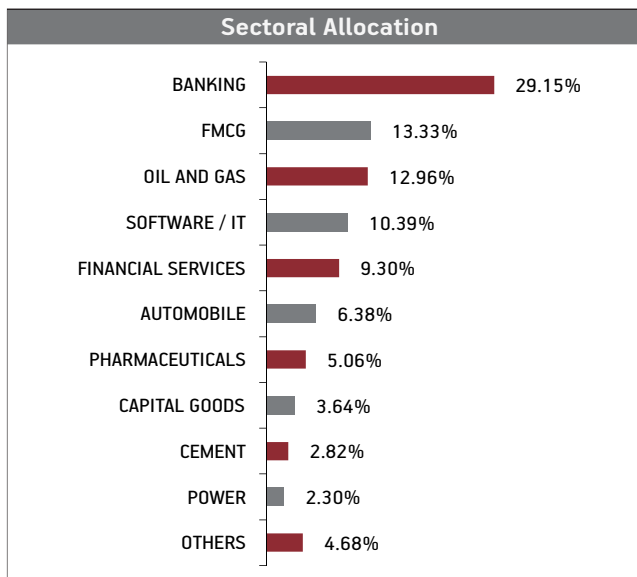
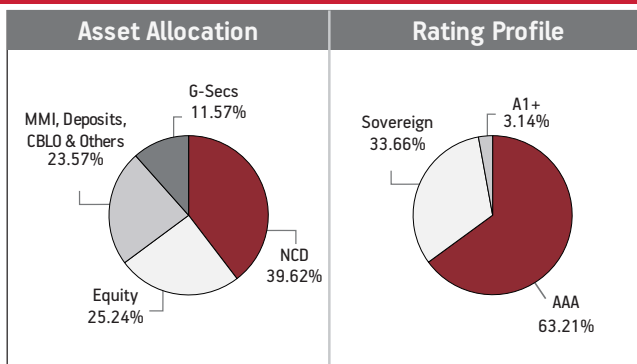
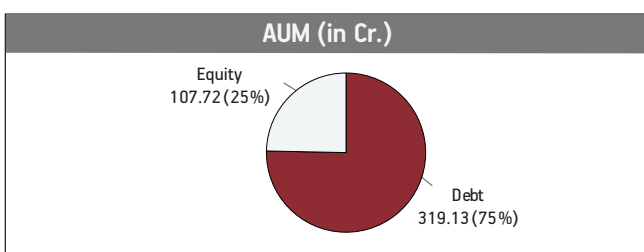
**NAV as on 31st December 2018: ₹ 20.0018**

**Asset held as on 31st December 2018: ₹ 426.85 Cr**

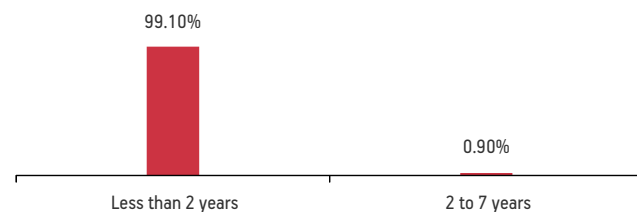
**FUND MANAGER: Mr. Deven Sangoi (Equity), Ms. Richa Sharma (Debt)**

SECURITIES	Holding
<b>GOVERNMENT SECURITIES</b>	<b>11.57%</b>
6.65% GOI 2020 (MD 09/04/2020)	5.84%
6.35% GOI 2020 (MD 2/01/2020)	2.64%
7.80% GOI (MD 03/05/2020)	1.53%
8.19% GOI 2020 (MD 16/01/2020)	1.07%
8.15% GOI 2022 (MD 11/06/2022)	0.49%
<b>CORPORATE DEBT</b>	<b>39.62%</b>
HDFC Ltd. ZCB (MD 15/01/2020) Series N-003	6.57%
8.18% NABARD NCD (MD 10/02/2020)	5.85%
8.37% NABARD NCD (MD 22/06/2020) 16C	4.03%
8.68% Grasim Industries Ltd. NCD (MD 02/02/2020)	3.88%
8.68% LIC Housing Finance Ltd. NCD (MD 30/03/2020)	3.62%
8.65% Larsen & Tubro Ltd. Reset 8.95% (MD 26/05/2020)	3.54%
7.93% Power Grid Corporation NCD (MD 20/05/2020) [D]	3.50%
9.30% PGC Of India Ltd. NCD (MD 28/06/2020)	2.37%
Rural Electrification Corpn Ltd ZCB (MD 15/12/2020)	1.38%
8.78% NTPC Ltd NCD (MD 09/03/2020)	1.18%
Other Corporate Debt	3.68%
<b>EQUITY</b>	<b>25.24%</b>
Reliance Industries Limited	2.44%
HDFC Bank Limited	2.37%
Housing Development Finance Corporation	1.99%
ICICI Bank Limited	1.94%
ITC Limited	1.68%
Infosys Limited	1.35%
Tata Consultancy Services Limited	1.28%
State Bank of India	1.06%
Larsen & Toubro Limited	0.92%
Hindustan Unilever Limited	0.87%
Other Equity	9.35%

<b>MMI, Deposits, CBLO &amp; Others</b>	<b>23.57%</b>
---	---------------



<b>Maturity (in years)</b>	<b>1.08</b>
<b>Yield to Maturity</b>	<b>7.72%</b>
<b>Modified Duration</b>	<b>0.88</b>
<b>Maturity Profile</b>	



**Fund Update:**  
 Exposure to equities has slightly increased to 25.24% from 25.23% and MMI has decreased to 23.57% from 25.14% on a MOM basis.  
 Platinum Premier fund continues to be predominantly invested in large cap stocks and highest rated fixed income instruments.

Refer annexure for complete portfolio details.