

**About The Fund**

**Date of Inception: 15-May-09**

**OBJECTIVE:** To optimize the participation in an actively managed well-diversified equity portfolio of fundamentally strong blue chip companies while using debt instruments and derivatives to lock in capital appreciations. The use of derivatives will be for hedging purposes & and as approved by the IRDA.

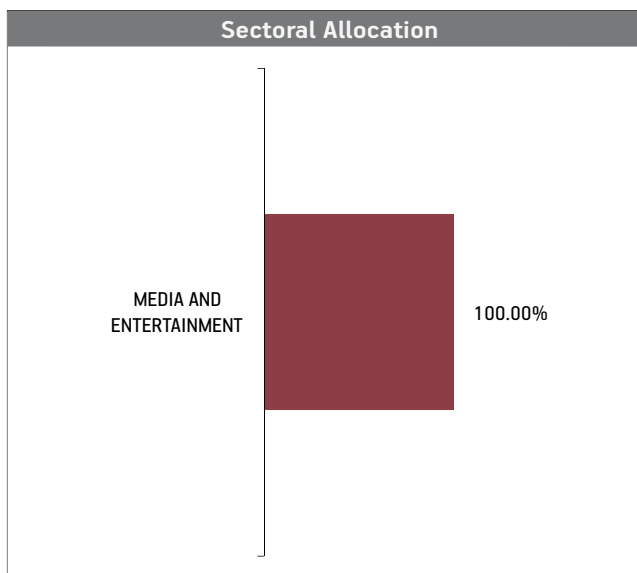
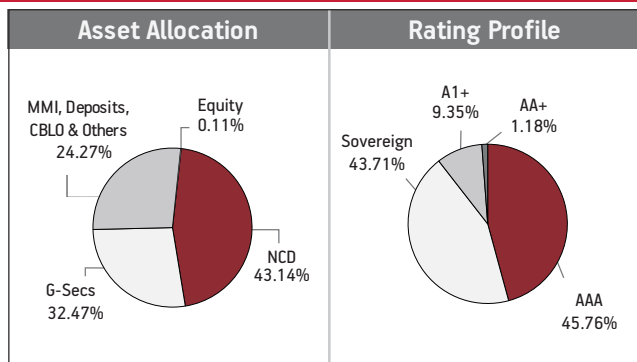
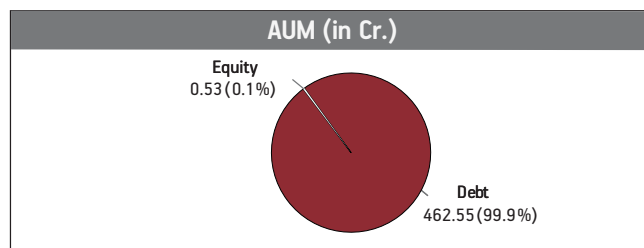
**STRATEGY:** To have an optimum mix of equities & fixed income instruments, with up to 100% exposure in both equities & fixed income assets & up to 40% in Money Market Instruments (MMI). At inception, 80%-100% of investible amount to be invested in equities with dynamic rebalancing of asset allocation thereafter. Utmost thrust to be laid on building a good quality portfolio. The fund would be managed within internal & regulatory guidelines.

**NAV as on 31st December 2018: ₹22.5210**

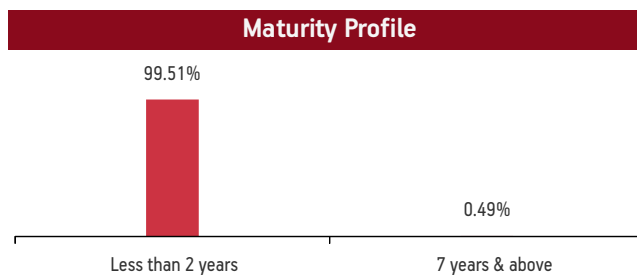
**Asset held as on 31st December 2018: ₹ 463.08 Cr**

**FUND MANAGER: Mr. Deven Sangoi (Equity), Ms. Richa Sharma (Debt)**

SECURITIES	Holding
<b>GOVERNMENT SECURITIES</b>	<b>32.47%</b>
182 Days DTBILL (MD 16/05/2019)	10.53%
364 Days DTBILL (MD 06/06/2019)	7.33%
364 Days TBILL (MD 23/05/2019)	5.26%
182 Days DTBILL (MD 08/03/2019)	4.27%
6.90% GOI (MD 13/07/2019)	3.44%
364 Days TBILL (MD 07/03/2019)	1.07%
5.64% GOI (MD 02/01/2019)	0.28%
7.80% GOI (MD 03/05/2020)	0.20%
6.05% GOI (MD 02/02/2019)	0.10%
<b>CORPORATE DEBT</b>	<b>43.14%</b>
National Housing Bank ZCB (MD 31/03/2019)	5.08%
8.97% LIC Housing Finance Ltd. NCD (MD 29/10/2019)	
Put (28/1)	3.26%
8.65% NTPC Ltd NCD (MD 04/02/2019)	3.24%
7.57% Ultratech Cement Ltd NCD (MD 13/08/2019)	3.22%
NABARD ZCB (MD 01/02/2019)	2.87%
9.39% Power Finance Corporation Ltd NCD (MD 27/08/2019)	2.39%
8.85% Power Grid Corpn. Of India Ltd. NCD (MD 19/10/2019)	2.17%
8.60% IRFC Ltd NCD (MD 11/06/2019)	2.16%
8.76% Power Finance Corpn. Ltd. NCD (MD 07/11/2019)	1.95%
9.44% LIC Housing Finance Ltd NCD (MD 30/08/2019)	1.85%
Other Corporate Debt	14.95%
<b>EQUITY</b>	<b>0.11%</b>
6% Zee Entertainment Enterprises Ltd Cum Red Non Con Pref Share	0.11%
<b>MMI, Deposits, CBLO &amp; Others</b>	<b>24.27%</b>



<b>Maturity (in years)</b>	<b>0.43</b>
<b>Yield to Maturity</b>	<b>7.47%</b>
<b>Modified Duration</b>	<b>0.18</b>



**Fund Update:**  
 Exposure to equities has remain constant to 0.11% and MMI has decreased to 24.27% from 27.20% on a MOM basis.  
 Platinum Plus III fund continues to be predominantly invested in large cap stocks and highest rated fixed income instruments.

Refer annexure for complete portfolio details.