

## About The Fund

Date of Inception: 08-Sep-08

**OBJECTIVE:** To optimize the participation in an actively managed well diversified equity portfolio of fundamentally strong blue chip companies while using debt instruments & derivatives to lock-in capital appreciations.

**STRATEGY:** To have an optimum mix of equities & fixed income instruments, with up to 100% exposure in both equities & fixed income assets & up to 40% in Money Market Instruments (MMI). At inception, 80%-100% of investible amount to be invested in equities with dynamic rebalancing of asset allocation thereafter. Utmost thrust to be laid on building a good quality portfolio. The fund would be managed within internal & regulatory guidelines

NAV as on 31st August 2016: ₹ 25.47

Asset held as on 31st August 2016: ₹ 505.58 Cr

FUND MANAGER: Mr. Deven Sangoi (Equity), Mr. Devendra Singhvi (Debt)

## SECURITIES

### GOVERNMENT SECURITIES

5.69%	Government Of India	2018
6.05%	Government Of India	2019
7.83%	Government Of India	2018
6.05%	Government Of India	2019
8.24%	Government Of India	2018

### CORPORATE DEBT

National Bank For Agri. And Rural Development	2019	5.76%	
National Housing Bank	2018	5.51%	
9.7%	Power Finance Corpn. Ltd.	2018	4.34%
National Bank For Agri. And Rural Development	2018	3.02%	
8.93%	Power Grid Corpn. Of India Ltd.	2018	2.04%
8.55%	Indian Railway Finance Corpn. Ltd.	2019	2.04%
7.57%	Ultratech Cement Ltd.	2019	1.98%
9.35%	Power Grid Corpn. Of India Ltd.	2018	1.74%
9.43%	Indian Railway Finance Corpn. Ltd.	2018	1.66%
10.85%	Rural Electrification Corpn. Ltd.	2018	1.59%
Other Corporate Debt		18.23%	

### Equity

HDFC Bank Ltd.	3.24%
ITC Ltd.	2.25%
Infosys Ltd.	2.24%
Reliance Industries Ltd.	2.21%
HDFC Ltd.	2.21%
Larsen & Toubro Ltd.	2.11%
Kotak Mahindra Bank Ltd.	1.72%
ICICI Bank Ltd.	1.64%
State Bank Of India	1.45%
Sun Pharmaceutical Inds. Ltd.	1.41%
Other Equity	16.03%

### MMI, Deposits, CBLO & Others

## Holding

3.48%

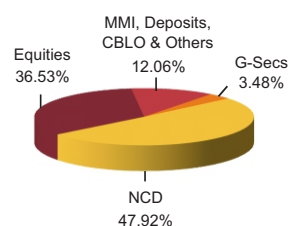
1.38%
0.77%
0.67%
0.49%
0.18%

47.92%

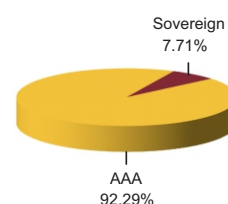
36.53%

12.06%

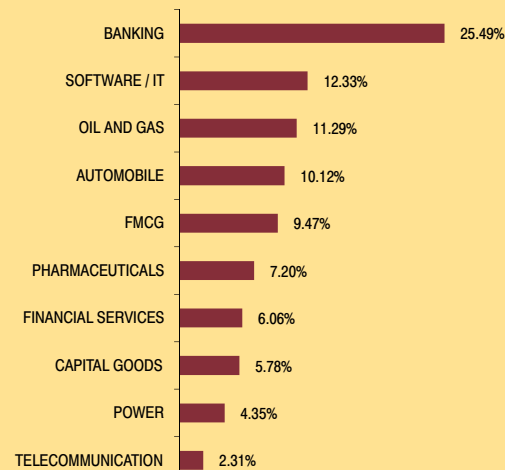
## Asset Allocation



## Rating Profile



## Top 10 Sectoral Allocation



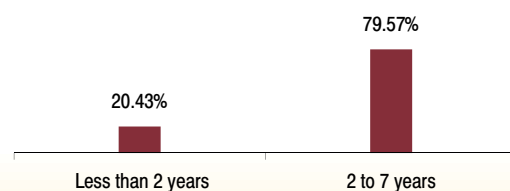
## Maturity (in years)

2.15

## Yield to Maturity

7.56%

## Maturity Profile



## Fund Update:

Exposure to equities has decreased to 36.53% from 37.59% and MMI has increased to 12.06% from 10.32% on a MOM basis.

Platinum Plus II fund continues to be predominantly invested in large cap stocks and highest rated fixed income instruments.