

About The Fund

Date of Inception: 17-Mar-08

OBJECTIVE: To optimize the participation in an actively managed well diversified equity portfolio of fundamentally strong blue chip companies while using debt instruments & derivatives to lock in capital appreciations.

STRATEGY: The strategy of the fund is to have an optimum mix of equities & fixed income instruments, with up to 100% exposure in both equities & fixed income assets & up to 40% in Money Market Instruments. The equity investment strategy will revolve around building and actively managing a well diversified equity portfolio of value & growth driven fundamentally strong blue chip companies by following a research focused investment approach. On the fixed income side, investments will be made in government securities, high rated corporate bonds and money market instruments. At inception, 80% - 100% of the assets will be invested in equities. However, subsequently and particularly in case of a market decline, the assets may be more heavily reallocated in debt instruments and money market funds. As a result, the future returns of Platinum Plus Fund IV may be lower than those of the equity market.

NAV as on 31st August 2016: ₹ 17.76

Asset held as on 31st August 2016: ₹ 265.23 Cr

FUND MANAGER: Mr. Sumit Poddar (Equity), Mr. Devendra Singhvi (Debt)

SECURITIES

Holding

Asset Allocation

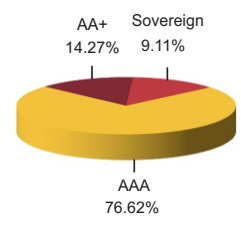
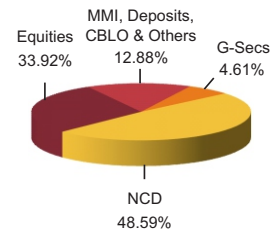
Rating Profile

GOVERNMENT SECURITIES

4.61%

8.24%	Government Of India 2018
7.83%	Government Of India 2018
5.69%	Government Of India 2018

2.54%
2.05%
0.01%



CORPORATE DEBT

48.59%

9.05%	National Bank For Agri. And Rural Development 2017
9.3%	Sundaram Finance Ltd. 2018
9.43%	Power Grid Corpn. Of India Ltd. 2018
8.95%	Indian Railway Finance Corpn. Ltd. 2018
8.3%	Power Finance Corpn. Ltd. 2018
9.18%	National Bank For Agri. And Rural Development 2018
8.71%	HDFC Ltd. 2018
8.96%	HDB Financial Services Ltd 2018
8.39%	Hero Fincorp Ltd 2018
	Gruh Finance Ltd. 2018
	Other Corporate Debt

6.68%
5.73%
5.55%
3.90%
3.46%
3.44%
3.34%
1.91%
1.90%
1.90%
10.78%

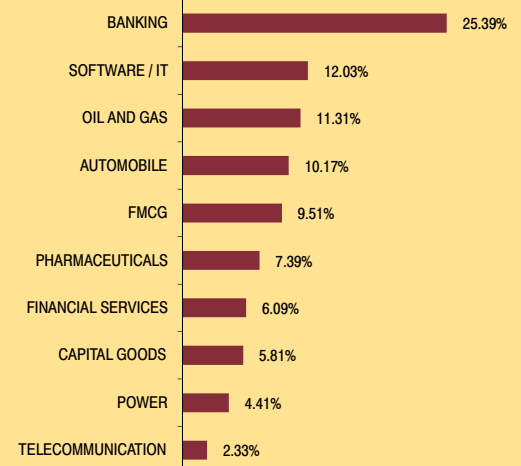
Equity

33.92%

2.95%	HDFC Bank Ltd.
2.14%	Infosys Ltd.
2.10%	ITC Ltd.
2.07%	HDFC Ltd.
2.07%	Reliance Industries Ltd.
1.97%	Larsen & Toubro Ltd.
1.61%	Kotak Mahindra Bank Ltd.
1.54%	ICICI Bank Ltd.
1.36%	State Bank Of India
1.32%	Sun Pharmaceutical Inds. Ltd.
14.81%	Other Equity

2.95%
2.14%
2.10%
2.07%
2.07%
1.97%
1.61%
1.54%
1.36%
1.32%
14.81%

Top 10 Sectoral Allocation



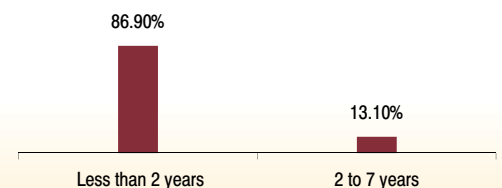
Maturity (in years)

1.63

Yield to Maturity

7.69%

Maturity Profile



Fund Update:

Exposure to equities has decreased to 33.92% from 34.92% and MMI has increased to 12.88% from 11.37% on a MOM basis.

Platinum Plus I fund continues to be predominantly invested in large cap stocks and highest rated fixed income instruments.