

About The Fund

Date of Inception: 20-Sep-10

OBJECTIVE: To optimize the participation in an actively managed well-diversified equity portfolio of fundamentally strong blue chip companies while using debt instruments and derivatives to lock-in capital appreciations. The use of derivatives will be for hedging purposes only and as approved by the IRDA.

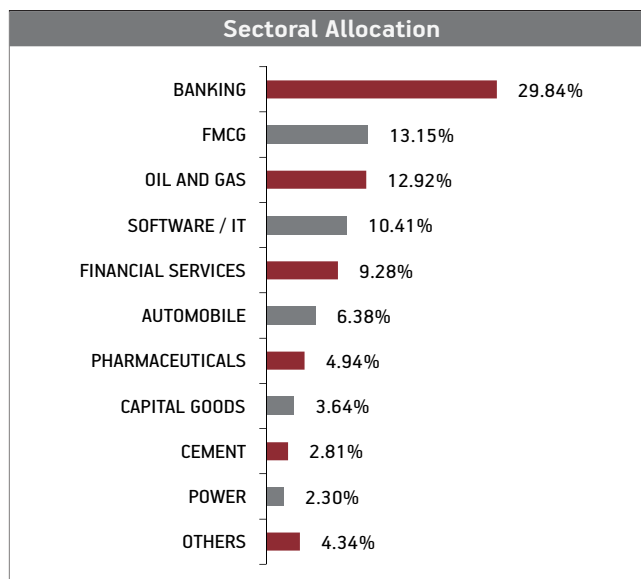
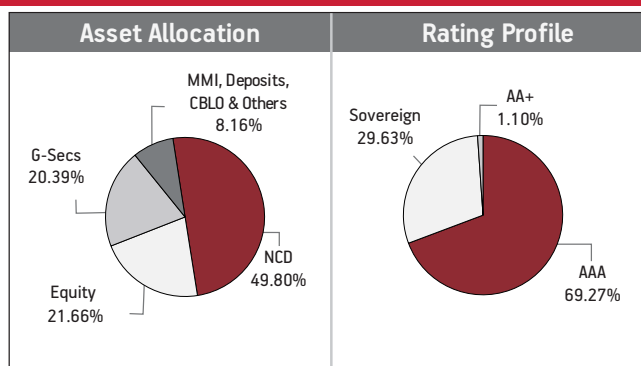
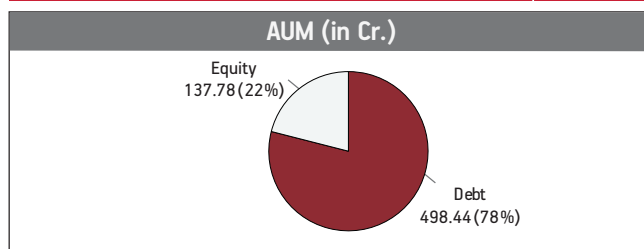
STRATEGY: To dynamically manage the allocation between equities and fixed income instruments, while using derivatives when necessary and for hedging purposes only. The equity investment strategy will revolve around building and actively managing a well-diversified equity portfolio of value & growth driven fundamentally strong blue-chip companies by following a research-focused investment approach. On the fixed income side, investments will be made in government securities, high rated corporate bonds and money market instruments.

NAV as on 31st December 2018: ₹ 17.8071

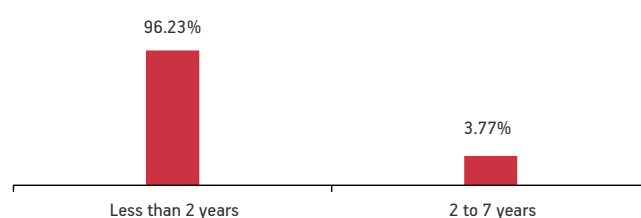
Asset held as on 31st December 2018: ₹ 636.21 Cr

FUND MANAGER: Mr. Deven Sangoi (Equity), Ms. Richa Sharma (Debt)

SECURITIES	Holding
GOVERNMENT SECURITIES	20.39%
8.12% GOI 2020 (MD 10/12/2020)	12.74%
8.27% GOI 2020 (MD 09/06/2020)	4.41%
7.80% GOI (MD 03/05/2020)	1.65%
8.43% State Development -Kerala 2020 (MD 10/11/2020)	0.80%
8.42% State Development -Andhra Pradesh 2020 (MD 25/08/2020)	0.80%
CORPORATE DEBT	49.80%
8.85% Power Grid Corpn. Of India Ltd. NCD (MD 19/10/2020)	4.17%
8.93% Power Grid Corporation Of India Ltd NCD (MD 20/10/2020)	3.97%
8.78% Power Finance Corpn. Ltd. NCD (MD 15/11/2020)	3.96%
8.67% LIC Housing Finance Ltd. NCD (MD 26/08/2020)	3.95%
8.40% Larsen & Toubro Ltd NCD (MD 24/09/2020)	3.94%
6.98% NABARD NCD (MD 30/09/2020) 18G	3.85%
Rural Electrification Corpn Ltd ZCB (MD 15/12/2020)	3.66%
8.35% LIC Housing Finance Ltd. NCD (MD 23/10/2020)	3.46%
7.50% ICICI Home Finance Company Ltd NCD (MD 26/06/2020)	3.11%
8.88% LIC Housing Finance Ltd. NCD (MD 13/10/2020)	2.38%
Other Corporate Debt	13.34%
EQUITY	21.66%
Reliance Industries Limited	2.09%
HDFC Bank Limited	2.03%
Housing Development Finance Corporation	1.70%
ICICI Bank Limited	1.66%
ITC Limited	1.44%
Infosys Limited	1.16%
Tata Consultancy Services Limited	1.10%
State Bank of India	0.90%
Larsen & Toubro Limited	0.79%
Hindustan Unilever Limited	0.75%
Other Equity	8.04%
MMI, Deposits, CBLO & Others	8.16%



Maturity (in years)	1.76
Yield to Maturity	7.86%
Modified Duration	1.57
Maturity Profile	



Fund Update:

Exposure to equities has slightly increased to 21.66% from 21.56% and MMI has slightly decreased to 8.16% from 8.37% on a MOM basis.

Platinum advantage fund continues to be predominantly invested in large cap stocks and highest rated fixed income instruments.

Refer annexure for complete portfolio details.