

## About The Fund

Date of Inception: 18-Mar-03

**OBJECTIVE:** This Investment Fund Option helps you grow your capital through enhanced returns over a medium to long term period through investments in equity and debt instruments, thereby providing a good balance between risk and return. This Investment Fund Option is suitable for those who want to earn a higher return on investment through balanced exposure to equity and debt securities.

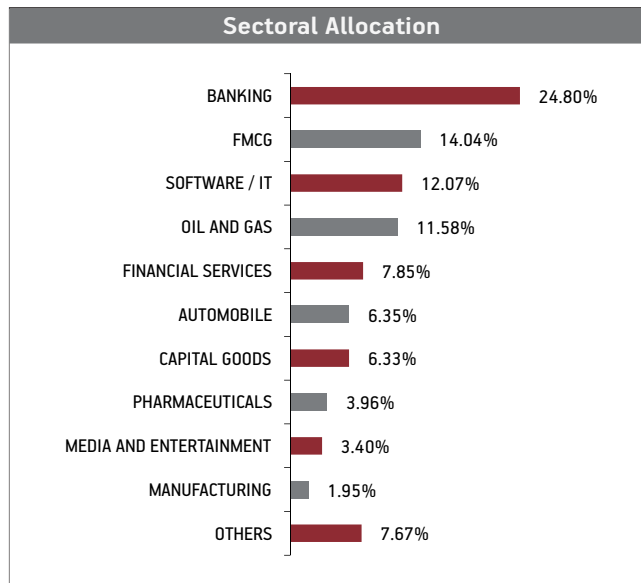
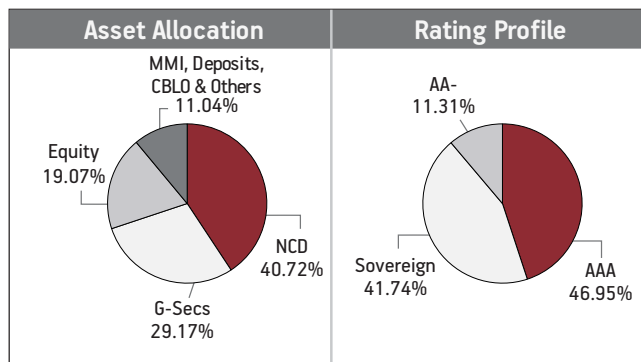
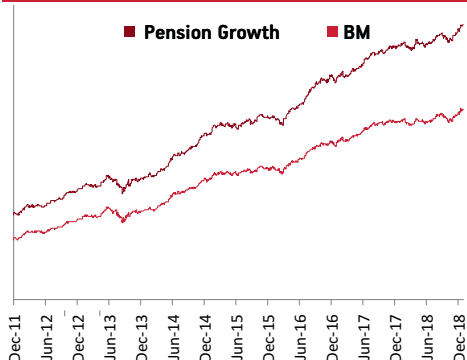
**STRATEGY:** To earn capital appreciation by maintaining diversified equity portfolio and seek to earn regular return on the fixed income portfolio by active management resulting in wealth creation for policyholders.

NAV as on 31st December 2018: ₹ 45.6535

BENCHMARK: BSE 100, Crisil Composite Bond Fund Index & Crisil Liquid Fund Index

Asset held as on 31st December 2018: ₹ 25.25 Cr

FUND MANAGER: Mr. Deven Sangoi (Equity), Ms. Richa Sharma (Debt)



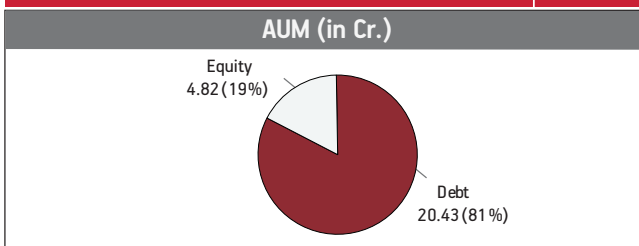
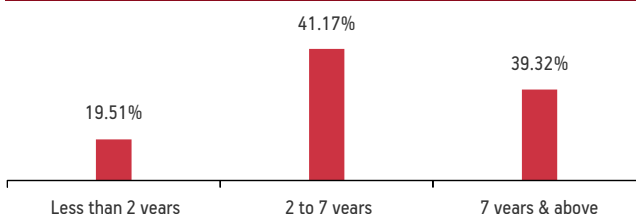
SECURITIES	Holding
<b>GOVERNMENT SECURITIES</b>	<b>29.17%</b>
7.59% GOI 2029 (MD 20/03/2029)	8.97%
7.17% GOI 2028 (MD 08/01/2028)	6.65%
8.83% GOI 2041 (MD 12/12/2041)	4.26%
7.50% GOI 2034 (10/08/2034)	3.23%
8.24% GOI 2033 (MD 10/11/2033)	2.10%
8.28% GOI 2027 (MD 21/09/2027)	1.12%
8.30% GOI 2042 (MD 31/12/2042)	1.07%
8.83% GOI 2023 (MD 25/11/2023)	1.05%
6.01% GOI 2028 (MD 25/03/2028)	0.74%
<b>CORPORATE DEBT</b>	<b>40.72%</b>
9.37% Power Finance Corporation Ltd NCD (MD 19/08/2024)	8.25%
8.90% Steel Authority of India (MD 01/05/2019)	
Call FR 01/05	7.91%
7.52% NHPC Ltd NCD SR-V2 STRRP A (MD 06/06/2023)	5.39%
HDFC Ltd. ZCB (MD 10/05/2021)Series P-010	4.92%
9.24% LIC Housing Finance Ltd NCD (MD 30/09/2024)	4.11%
8.30% REC Ltd. NCD (MD 10/04/2025)	2.37%
7.89% Can Fin Homes Ltd. NCD MD (18/05/2022) Series 6	2.35%
7.79% HDB Fin.Ser.Ltd NCD Sr-A/1/104 Op 1 (MD 14/06/2019)	1.98%
8.70% Power Finance Corporation Ltd. NCD (MD 14/05/2025)	1.20%
8.51% NABARD NCD GOI (MD 19/12/2033) Series LTIF 3C	1.20%
Other Corporate Debt	1.05%
<b>EQUITY</b>	<b>19.07%</b>
HDFC Bank Limited	1.79%
Reliance Industries Limited	1.74%
Housing Development Finance Corporation	1.29%
Infosys Limited	1.18%
Larsen & Toubro Limited	0.97%
Tata Consultancy Services Limited	0.80%
ITC Limited	0.79%
Kotak Mahindra Bank Limited	0.79%
Mahindra & Mahindra Limited	0.68%
ICICI Bank Limited	0.66%
Other Equity	8.39%
<b>MMI, Deposits, CBLO &amp; Others</b>	<b>11.04%</b>

Maturity (in years) 7.36

Yield to Maturity 8.14%

Modified Duration 4.61

### Maturity Profile



**Fund Update:**  
Exposure to equities has slightly decreased to 19.07% from 19.14% and MMI has decreased to 11.04% from 19.65% on a MOM basis.  
Pension growth fund continues to be predominantly invested in highest rated fixed income instruments.

Refer annexure for complete portfolio details.