

# Pension Growth Fund

SFIN No.ULIF00504/03/03BSLIGROWTH109



## About The Fund

Date of Inception: 18-Mar-03

**OBJECTIVE:** This Investment Fund Option helps you grow your capital through enhanced returns over a medium to long term period through investments in equity and debt instruments, thereby providing a good balance between risk and return. This Investment Fund Option is suitable for those who want to earn a higher return on investment through balanced exposure to equity and debt securities.

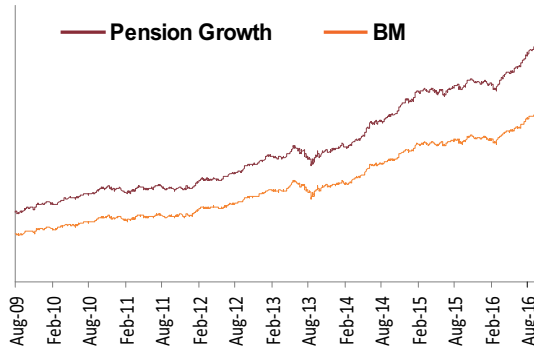
**STRATEGY:** To earn capital appreciation by maintaining diversified equity portfolio and seek to earn regular return on the fixed income portfolio by active management resulting in wealth creation for policyholders

NAV as on 31st August 2016: ₹ 38.50

BENCHMARK: BSE 100, Crisil Composite Bond Fund Index & Crisil Liquid Fund Index

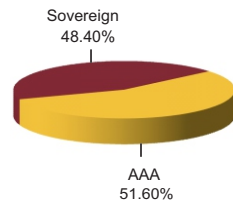
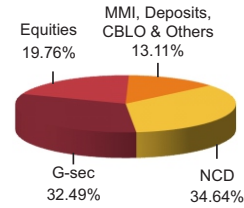
Asset held as on 31st August 2016: ₹ 29.53 Cr

FUND MANAGER: Mr. Devendra Singhvi



## Asset Allocation

## Rating Profile



## SECURITIES

## Holding

### GOVERNMENT SECURITIES

32.49%

8.17%	Government Of India	2044
8.33%	Government Of India	2026
9.23%	Government Of India	2043
8.97%	Government Of India	2030
8.24%	Government Of India	2033
8.3%	Government Of India	2042
8.83%	Government Of India	2023

11.63%
9.14%
6.05%
1.95%
1.85%
0.95%
0.93%

### CORPORATE DEBT

34.64%

8.3%	Rural Electrification Corpn. Ltd.	2025
9.37%	Power Finance Corpn. Ltd.	2024
9.24%	LIC Housing Finance Ltd.	2024
8.4%	Nuclear Power Corpn. Of India Ltd.	2026
8.46%	HDFC Ltd.	2026
9%	Indiabulls Housing Finance Ltd	2019
8.7%	Power Finance Corpn. Ltd.	2025
9.7%	L&T Infra Debt Fund Limited	2024

9.15%
7.44%
7.26%
3.61%
3.49%
1.71%
1.08%
0.90%

### Equity

19.76%

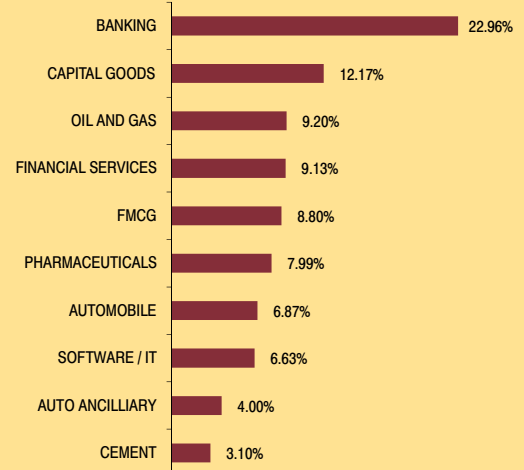
HDFC Bank Ltd.
Infosys Ltd.
Reliance Industries Ltd.
ITC Ltd.
HDFC Ltd.
ICICI Bank Ltd.
Larsen & Toubro Ltd.
Sun Pharmaceutical Inds. Ltd.
State Bank Of India
Engineers India Ltd.
Other Equity

1.44%
1.31%
1.24%
1.07%
0.87%
0.85%
0.85%
0.79%
0.72%
0.66%
9.97%

### MMI, Deposits, CBLO & Others

13.11%

## Top 10 Sectoral Allocation



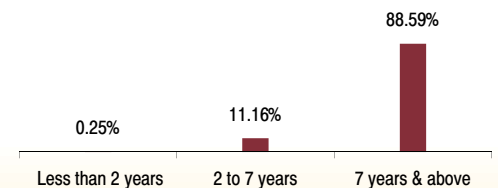
## Maturity (in years)

13.35

## Yield to Maturity

7.73%

## Maturity Profile



## Fund Update:

Exposure to equities has slightly increased to 19.76% from 19.43% and MMI has slightly decreased to 13.11% from 13.59% on a MOM basis.

Pension growth fund continues to be predominantly invested in highest rated fixed income instruments.