

**About The Fund**

**Date of Inception: 09-Mar-12**

**OBJECTIVE:** To provide superior risk-adjusted returns with low volatility at a high level of safety and liquidity through investments in high quality short term fixed income instruments – upto one year maturity.

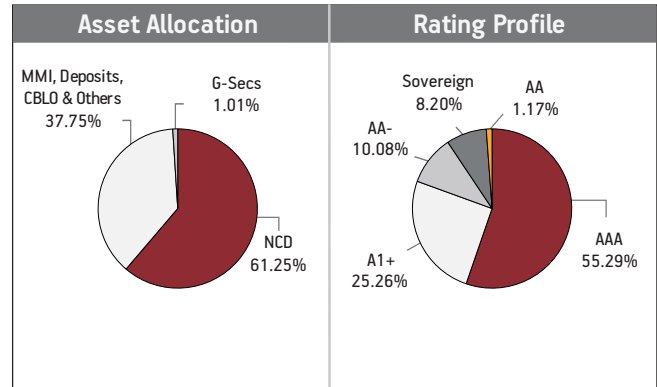
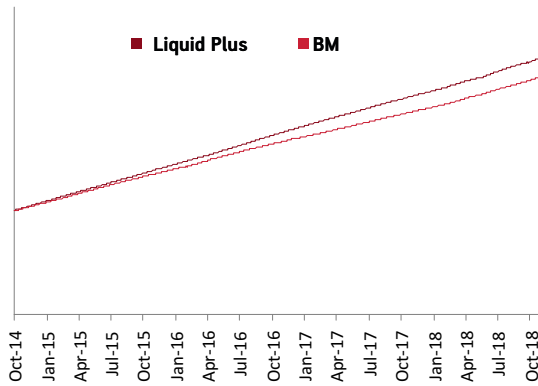
**STRATEGY:** Fund will invest in high quality short-term fixed income instruments – upto one year maturity. The endeavour will be to optimize returns while providing liquidity and safety with very low risk profile.

**NAV as on 31st October 2018: ₹ 16.1719**


**BENCHMARK:** Crisil Liquid Fund Index

**Asset held as on 31st October 2018: ₹ 232.26 Cr**

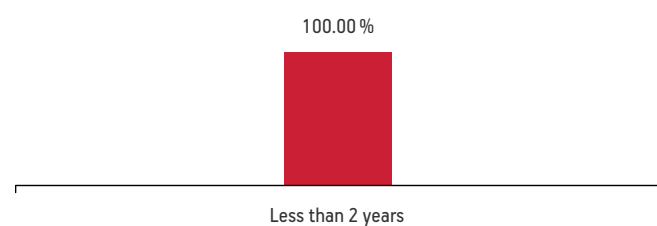
**FUND MANAGER:** Ms. Richa Sharma



SECURITIES	Holding
<b>GOVERNMENT SECURITIES</b>	<b>1.01%</b>
364 Days Tbill (MD 10/10/2019)	1.01%
<b>CORPORATE DEBT</b>	<b>61.25%</b>
8.90% Steel Authority Of India (MD 01/05/2019)	
Call Fr 01/05	8.63%
8.12% ONGC Mangalore Petrochemicals Limited NCD (MD 10/06/2019)	7.55%
7.85% NABARD NCD (MD 31/05/2019)	6.42%
8.55% IRFC NCD (MD 15/01/2019)	4.31%
8.35% LIC Housing Finance Ltd.NCD (MD 18/10/2019) NCD Tr 272	4.29%
7.85% Power Finance Corporation Ltd NCD (MD 15/04/2019)	4.29%
7.72% IRFC NCD (MD 07/06/2019) Series 128	4.07%
9.02% REC Ltd. NCD (MD 18/06/2019)	3.01%
7.85% HDFC Ltd NCD (MD 21/06/2019)	2.57%
8.65% HDB Financial Services Limited NCD (MD 12/02/2019)	2.16%
Other Corporate Debt	13.96%
<b>MMI, Deposits, CBLO &amp; Others</b>	<b>37.75%</b>



<b>Maturity (in years)</b>	<b>0.50</b>
<b>Yield to Maturity</b>	<b>8.19%</b>
<b>Modified Duration</b>	<b>0.25</b>
<b>Maturity Profile</b>	



**Fund Update:**

The average maturity of the fund has slightly decreased at 0.50 years from 0.60 years on a MOM basis.

Liquid plus fund continues to be predominantly invested in highest rated fixed income instruments.

Refer annexure for complete portfolio details.