Group Income Advantage Fund ULGF01425/02/10BSLGINCADV109

Fund Manager: Parin Vora | Total Experience: 18 years

Portfolio as on Sunday, September 30, 2018

Fund Snapshot

Date of Inception: 23-Mar-10

Objective: To provide capital preservation and regular income, at a high level of safety over a medium term horizon by investing in high quality debt instruments.

Strategy: To build and actively manage a portfolio of high quality fixed income instruments with medium-term duration. The fund will invest in government securities, high rated corporate bonds, high quality money market instruments and other fixed income securities. The quality of the assets purchased would aim to minimize the credit risk and liquidity risk of the portfolio. The fund will maintain reasonable level of liquidity.

Know the Fund Better

100% of the fund remains invested in highest rated instruments.

Asset held as on 30th September 2018: ₹ 37.77 Cr

NAV as on 30th September 2018: ₹ 20.0474

Modified Duration: 4.21 years

Benchmark: Crisil Composite Bond Fund index & Crisil Liquid Fund Index

GOVERNMENT SECURITIES: 41.90%

8.83% GOI 2023 (MD 25/11/2023)	13.62%
9.23% GOI 2043 (MD 23/12/2043)	6.06%
8.20% GOI (MD 15/02/2022)	5.67%
7.50% GOI 2034 (10.08.2034)	5.15%
8.08% GOI (MD 02/08/2022)	2.78%
8.15% GOI Fci Sb Bonds (MD 16/10/2022)	2.73%
8.40% GOI 2024 (MD 28/07/2024)	2.67%
8.30% Fertilizer Co GOI (MD 07/12/2023)	1.53%
8.13% GOI 2045 (MD 22/06/2045)	0.78%
7.95% GOI Fertilizers Co SPL Bonds (MD 18/02/2026)	0.64%
Other Government Securities	0.27%

CORPORATE DEBT: 44.50%

8.00% Reliance Jio Infocomm Limited NCD (MD 07/04/2023)	8.96%
HDFC Ltd. ZCB (MD 10/05/2021)Srs P-010	6.36%
9.37% PFC Ltd NCD (MD 19/08/2024)	5.40%
9.15% Export Import Bank Of India NCD (MD 05/09/2022)	5.34%
8.08% Tata Sons Ltd. NCD (MD 05/08/2026)	4.29%
LIC Housing Finance Ltd. TR 363 ZCB (MD 25/02/2020)	4.09%
9.90 HDFC Ltd. NCD (MD 10/06/2021)	2.71%
8.30% REC Ltd. NCD (MD 10/04/2025)	2.57%
9.34% REC Ltd. NCD (MD 25/08/2024)	2.16%
8.40% Nuclear Power Corp Of India Ltd (C) (MD 28/11/2027) SE	1.30%
Other Corporate Debt	1.33%

ASSET ALLOCATION

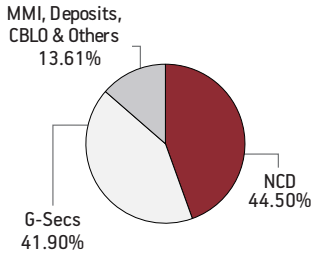

MMI, Deposits, CBLO & Others: 13.61%

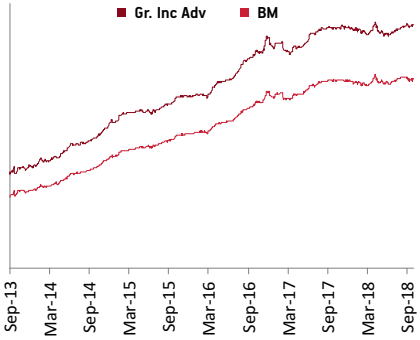

Rating Profile

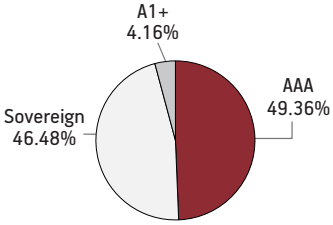
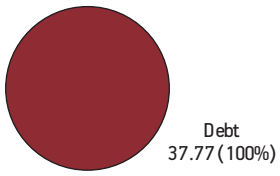
AUM (In Cr) as on 30th September 2018