

## About The Fund

Date of Inception: 22-Feb-11

**OBJECTIVE:** To optimise the participation in an actively managed well-diversified equity portfolio of fundamentally strong blue chip companies while using debt instruments and derivatives to lock-in capital appreciations. The use of derivatives will be for hedging purposes only and as approved by the IRDA.

**STRATEGY:** To dynamically manage the allocation between equities and fixed income instruments, while using derivatives when necessary and for hedging purposes only. The equity investment strategy will revolve around building and actively managing a well-diversified equity portfolio of value & growth driven fundamentally strong blue-chip companies by following a research-focused investment approach. On the fixed income side, investments will be made in government securities, high rated corporate bonds and money market instruments.

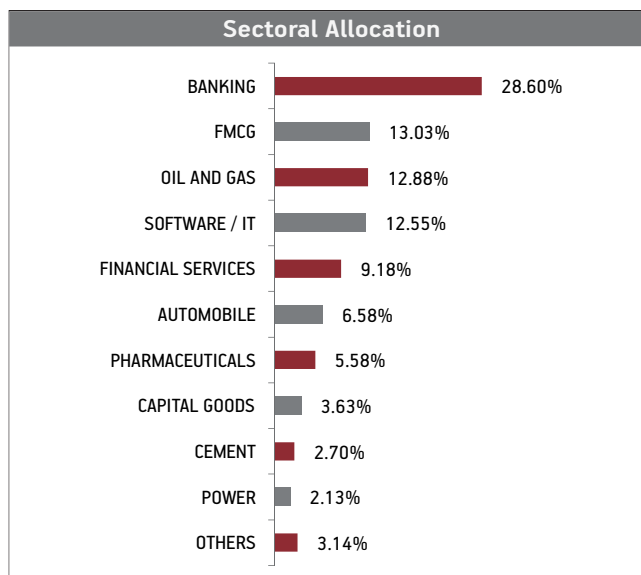
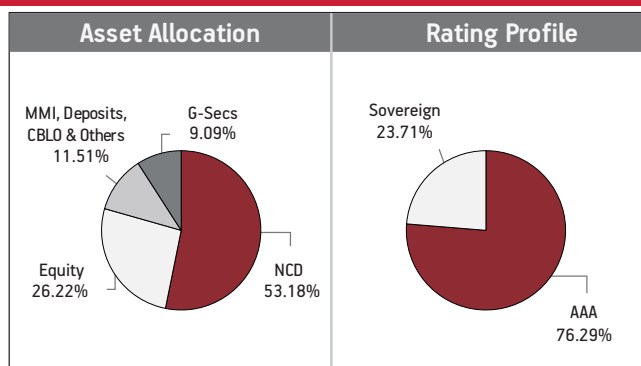
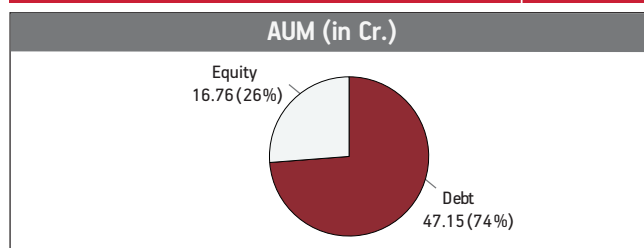
NAV as on 31st October 2018: ₹ 18.5879

Asset held as on 31st October 2018: ₹ 63.91 Cr

FUND MANAGER: Mr. Deven Sangoi (Equity), Ms. Richa Sharma (Debt)

SECURITIES	Holding
<b>GOVERNMENT SECURITIES</b>	<b>9.09%</b>
7.80% GOI (MD 11/04/2021)	4.85%
8.79% GOI 2021 (MD 08/11/2021)	2.66%
8.66% State Development -Andhra Pradesh 2021 (MD 06/07/2021)	1.58%
<b>CORPORATE DEBT</b>	<b>53.18%</b>
9.36% Power Finance Corpn. Ltd. NCD (MD 01/08/2021)	7.92%
8.54% NHPC Ltd NCD (MD 26/11/2021) (SR S2)	7.77%
8.44% Rural Electrification Corpn. Ltd. NCD (MD 04/12/2021)	7.75%
7.48% Benett Coleman & Co Ltd NCD (MD 26/04/2021)	7.60%
8.93% Power Grid Corporation Of India Ltd NCD (MD 20/10/2021)	7.07%
8.60% India Infradebt Ltd NCD (MD 08/01/2021) Series I	6.55%
9.57% IRFC NCD (MD 31/05/2021)	4.80%
9.15% Export Import Bank Of India NCD (MD 08/03/2021)	3.15%
8.33% NTPC Ltd NCD (MD 24/02/2021)-Series 59	0.31%
9.40% HDFC Ltd NCD (MD 26/08/2019)	
Put 26/08/2016 Series M -	0.16%
Other Corporate Debt	0.11%
<b>EQUITY</b>	<b>26.22%</b>
Reliance Industries Limited	2.59%
HDFC Bank Limited	2.45%
ICICI Bank Limited	2.20%
Housing Development Finance Corporation	2.05%
ITC Limited	1.91%
Infosys Limited	1.79%
Tata Consultancy Services Limited	1.50%
Larsen & Toubro Limited	0.95%
State Bank of India	0.94%
Mahindra & Mahindra Limited	0.92%
Other Equity	8.91%

<b>MMI, Deposits, CBLO &amp; Others</b>	<b>11.51%</b>
---	---------------

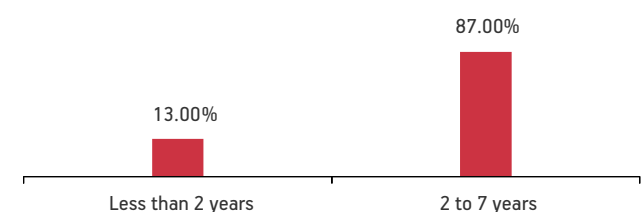


<b>Maturity (in years)</b>	<b>2.43</b>
----------------------------	-------------

<b>Yield to Maturity</b>	<b>8.39%</b>
--------------------------	--------------

<b>Modified Duration</b>	<b>2.01</b>
--------------------------	-------------

### Maturity Profile



#### Fund Update:

Exposure to equities has decreased to 26.22% from 30.22% and MMI has increased to 11.51% from 9.31% on a MOM basis.

Foresight single pay fund continues to be predominantly invested in large cap stocks and highest rated fixed income instruments.

Refer annexure for complete portfolio details.