

## About The Fund

Date of Inception: 22-Feb-11

**OBJECTIVE:** To optimise the participation in an actively managed well-diversified equity portfolio of fundamentally strong blue chip companies while using debt instruments and derivatives to lock-in capital appreciations. The use of derivatives will be for hedging purposes only and as approved by the IRDA.

**STRATEGY:** To dynamically manage the allocation between equities and fixed income instruments, while using derivatives when necessary and for hedging purposes only. The equity investment strategy will revolve around building and actively managing a well-diversified equity portfolio of value & growth driven fundamentally strong blue-chip companies by following a research-focused investment approach. On the fixed income side, investments will be made in government securities, high rated corporate bonds and money market instruments.

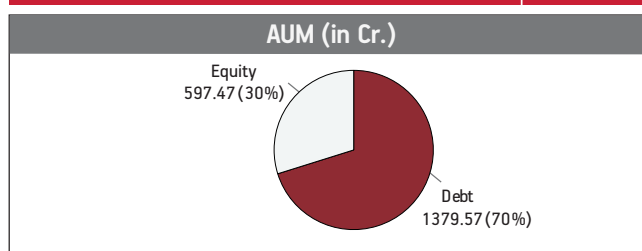
NAV as on 31st January 2019: ₹ 17.3993

Asset held as on 31st January 2019: ₹ 1977.04 Cr

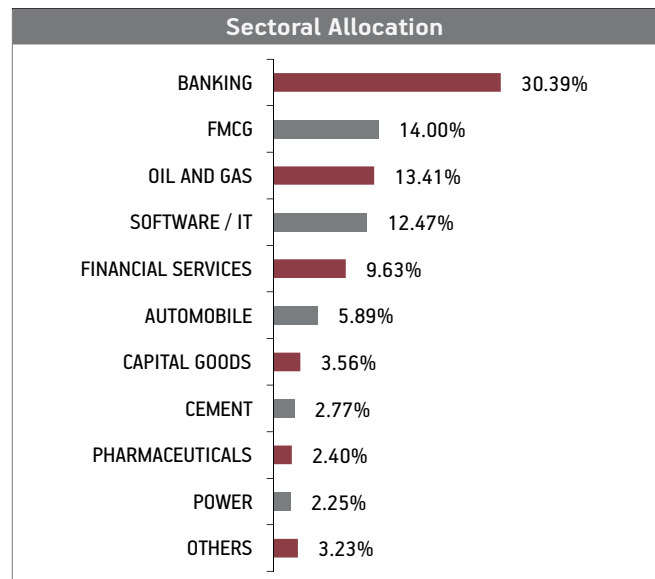
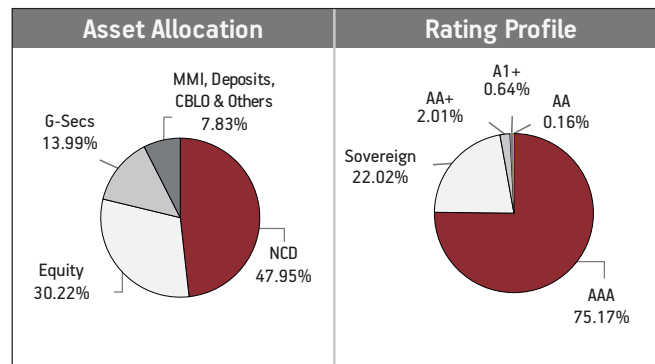
FUND MANAGER: Mr. Deven Sangoi (Equity), Ms. Richa Sharma (Debt)

SECURITIES	Holding
<b>GOVERNMENT SECURITIES</b>	<b>13.99%</b>
8.12% GOI 2020 (MD 10/12/2020)	3.87%
7.80% GOI (MD 11/04/2021)	2.97%
8.79% GOI 2021 (MD 08/11/2021)	2.16%
8.66% State Development -Andhra Pradesh 2021 (MD 06/07/2021)	1.24%
7.94% GOI Bond 24-05-2021	1.15%
6.65% Fertiliser GOI Bond 2023 (MD 29/01/2023)	0.64%
8.56% State Development -Andhra Pradesh 2021 (MD 10/08/2021)	0.52%
7.80% GOI (MD 03/05/2020)	0.35%
9.95% Food Corporation Of India NCD (MD 07/03/2022)	0.26%
10.25% GOI (MD 30/05/2021)	0.26%
Other Government Securities	0.56%
<b>CORPORATE DEBT</b>	<b>47.95%</b>
9.57% IRFC NCD (MD 31/05/2021)	4.48%
8.33% NTPC Ltd NCD (MD 24/02/2021)-Series 59	2.53%
7.48% Benett Coleman & Co Ltd NCD (MD 26/04/2021)	2.24%
8.44% REC. Ltd. NCD (MD 04/12/2021)	2.04%
8.55% Power Finance Corpn. Ltd. NCD (09/12/2021) Series 124	1.99%
8.54% NHPC Ltd NCD (MD 26/11/2021) (SR S2)	1.79%
9.75% Larsen & Toubro Ltd NCD (MD 11/04/2022)	1.32%
Stepup Forrati	1.32%
8.38608% Indiabulls Housing Finance Ltd NCD (15/03/2020)SI-017	1.27%
LIC Housing Finance Ltd. ZCB Opt-1 (MD 25/03/2021)	1.26%
7.50% Power Finance Corpn. Ltd. NCD (Series: 150 Option: A)	1.25%
Other Corporate Debt	27.79%
<b>EQUITY</b>	<b>30.22%</b>
Reliance Industries Limited	3.15%
HDFC Bank Limited	2.97%
ICICI Bank Limited	2.52%
Housing Development Finance Corporation	2.48%
ITC Limited	2.12%
Infosys Limited	2.03%
Tata Consultancy Services Limited	1.74%
State Bank of India	1.12%
Larsen & Toubro Limited	1.07%
Hindustan Unilever Limited	1.07%
Other Equity	9.96%

**MMI, Deposits, CBLO & Others** **7.83%**



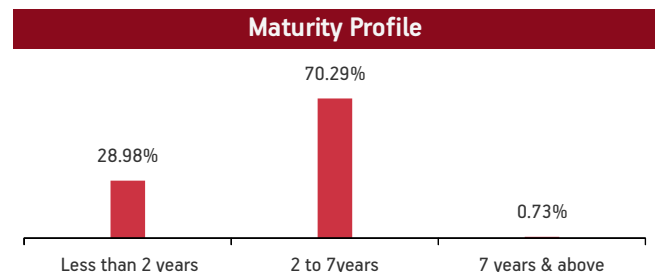
Refer annexure for complete portfolio details.



**Maturity (in years)** **2.39**

**Yield to Maturity** **7.90%**

**Modified Duration** **2.00**



### Fund Update:

Exposure to equities has slightly decreased to 30.22% from 30.63% and MMI has slightly increased to 7.83% from 7.44% on a MOM basis.

Foresight 5 pay fund continues to be predominantly invested in large cap stocks and highest rated fixed income instruments.